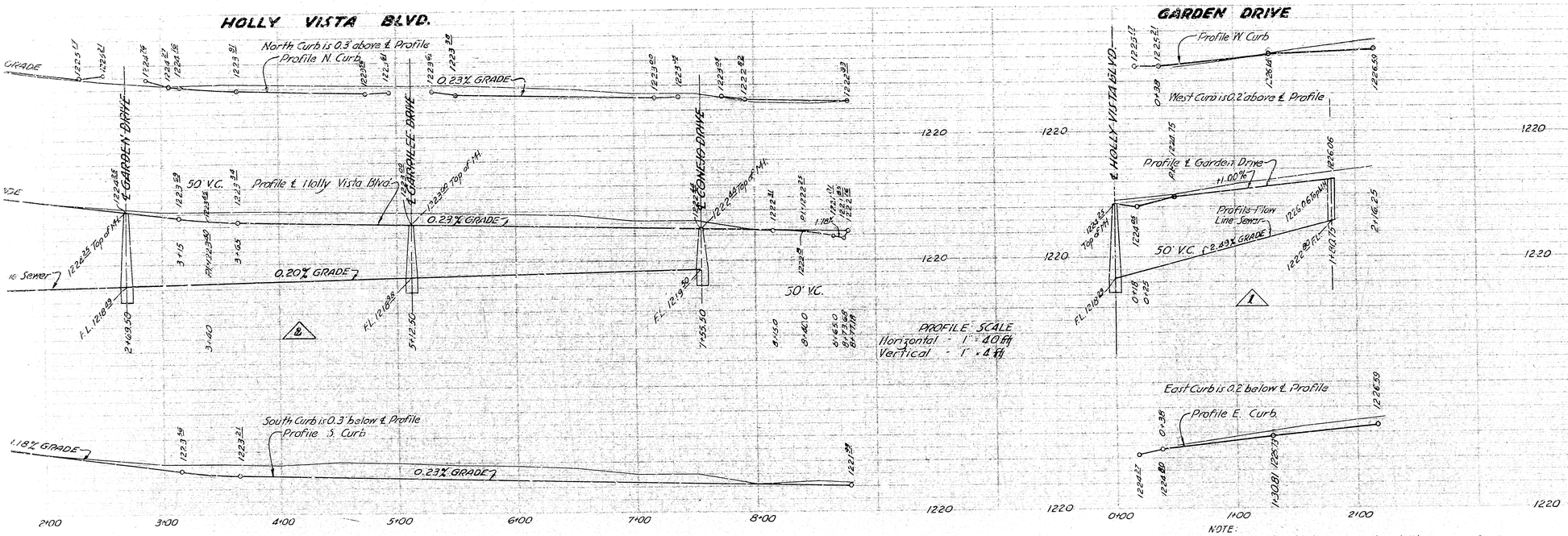

NOTE:
"All work embodied on these plans shall be done in conformity with the applicable provisions of Specifications No. 2027."

PLAN SCALE
1" = 40 ft

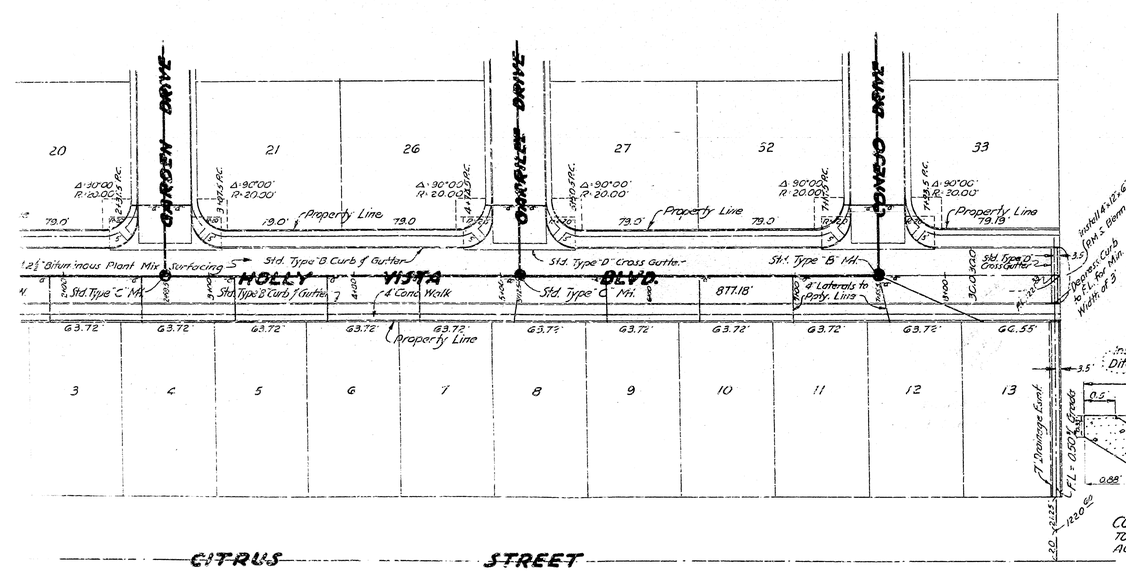

Note:
Install 5 - 6"x6"x5' guard posts @ 6' c.c. at east end Holly Vista Blvd. Posts to be buried 2 1/2' and middle post to be placed at the center line of Holly Vista Blvd. Install - 1 3" Reflector Button on each post.

TYPICAL X-SECTION
CONCRETE DRAINAGE DITCH
TO BE PLACED IN CENTER OF 7' DRAINAGE EASEMENT ALONG THE EAST LINE OF LOT 13

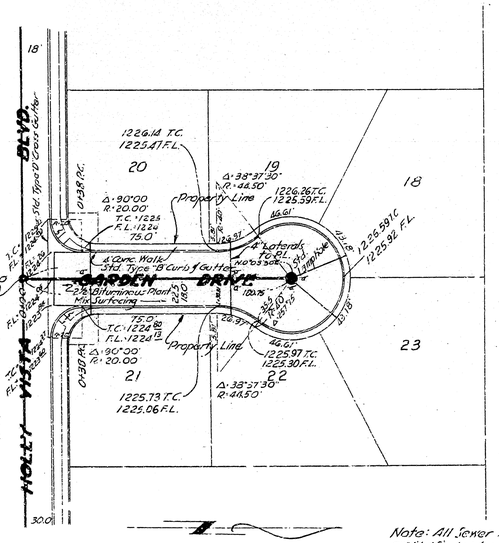

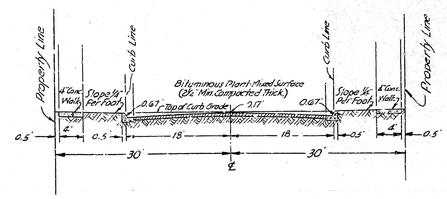

TYPICAL X-SECTION
HOLLY VISTA BLVD.
SCALE 1"=10'

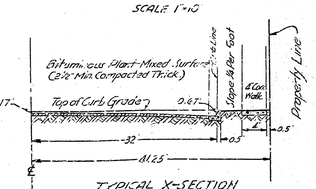

TYPICAL X-SECTION
GOLDEN AVENUE
SCALE 1"=10'

Note: All Sewer Mains to be 8" Vitrified unless otherwise specified.

1 = Indicates Street grates revised 11/13/53 OMS
2 = " " " " 11/16/53 SMC
3 = Indicates Sewer grade revised 11/

DRAWN AND REVISED BY
CITY OF SAN BERNARDINO

IMPROVEMENT PLANS TRACT 4211
GARDEN DRIVE & HOLLY VISTA BLVD.

FOULKE & CAMPBELL - ENGINEERING & SURVEYING

Chas. L. Foulke, C.E. #133

Sept. 25, '53

2125

1

2

7065

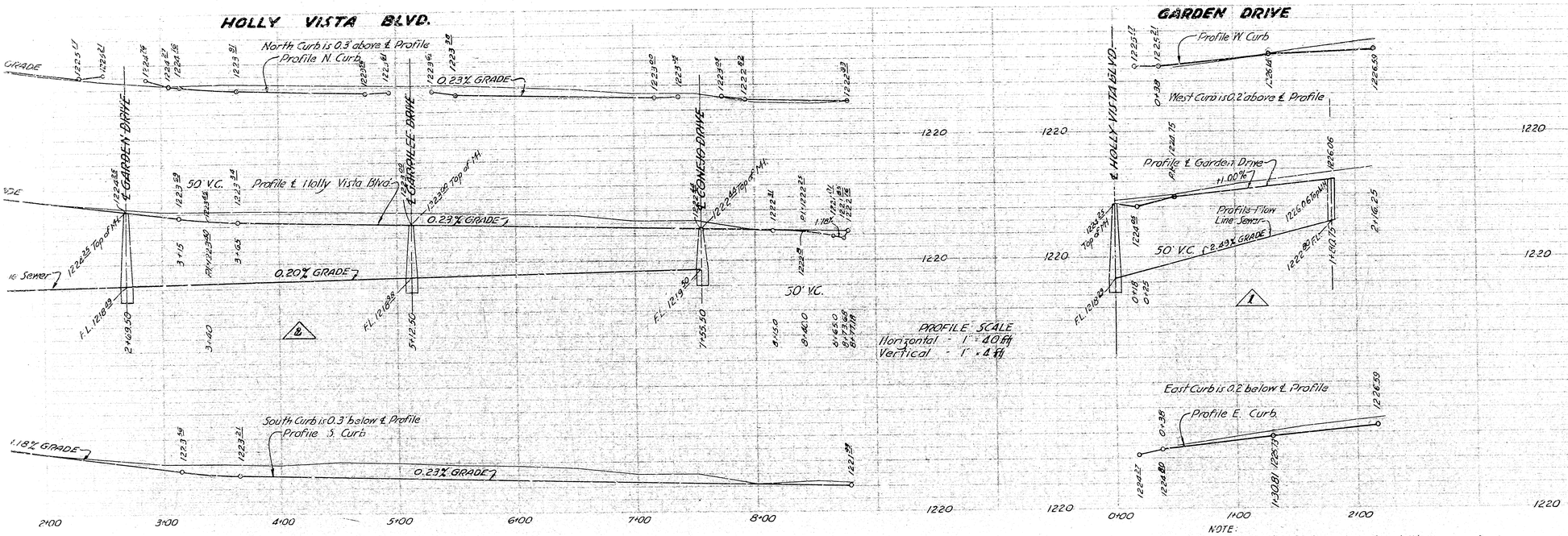

NOTE:
"All work embodied on these plans shall be done in conformity with the applicable provisions of Specifications No. 2027."

PLAN SCALE
1" = 40 ft

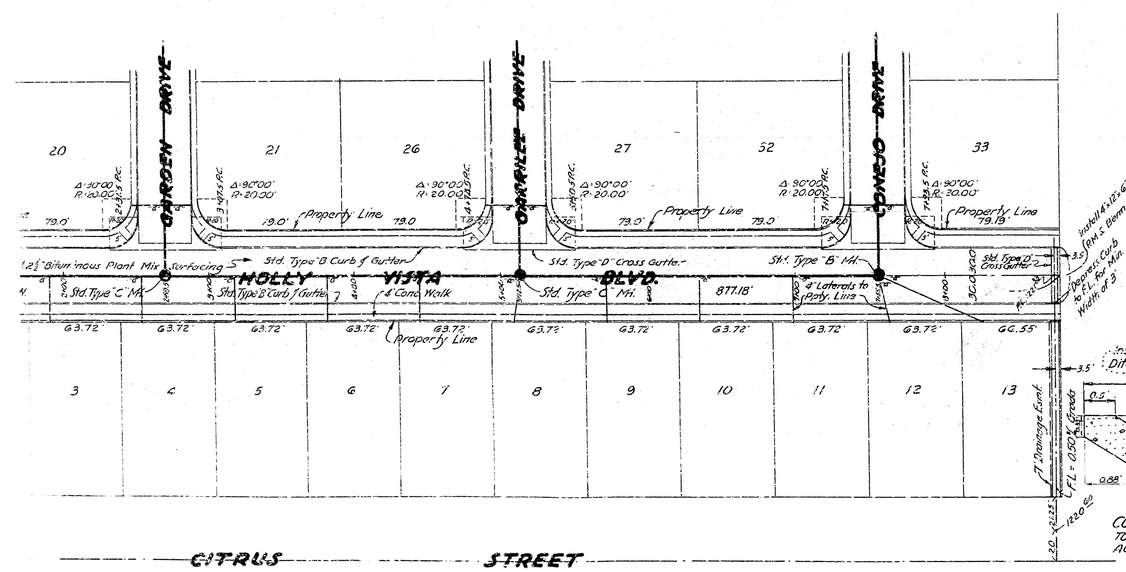

Note:
Install 5 - 6"x6"x5' guard posts @ 6' c.c. at east end Holly Vista Blvd. Posts to be buried 2 1/2' and middle post to be placed at the center line of Holly Vista Blvd. Install - 1 3" Reflector Button on each post.

TYPICAL X-SECTION
CONCRETE DRAINAGE DITCH
TO BE PLACED IN CENTER OF 7' DRAINAGE EASEMENT ALONG THE EAST LINE OF LOT 13

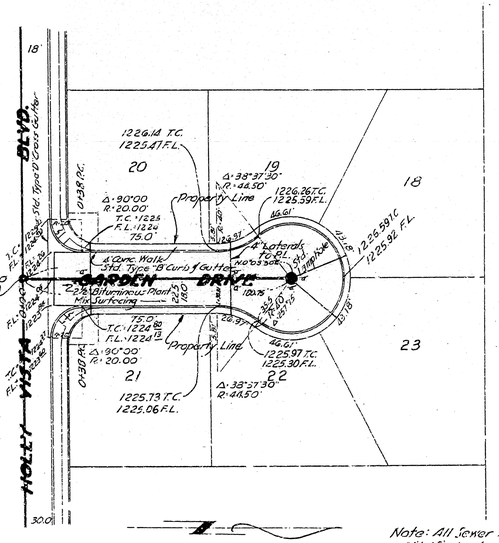

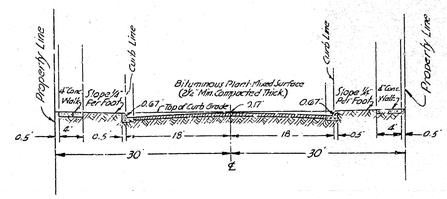

TYPICAL X-SECTION
HOLLY VISTA BLVD.
SCALE 1"=10'

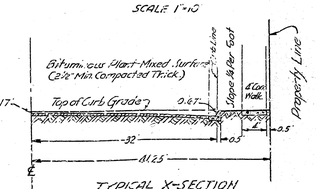

TYPICAL X-SECTION
GOLDEN AVENUE
SCALE 1"=10'

Note: All Sewer Mains to be 8" Vitrified unless otherwise specified.

1 = Indicates Street grates revised 11/13/53 OMS
2 = " " " " 11/16/53 SMC
3 = Indicates Sewer grade revised 11/

DRAWN AND REVISED BY
CITY OF SAN BERNARDINO

IMPROVEMENT PLANS TRACT 4211
GARDEN DRIVE & HOLLY VISTA BLVD.

FOULKE & CAMPBELL - ENGINEERING & SURVEYING

Chas. L. Foulke, C.E. #133

Sept. 25, '53

2125

1

2

7065